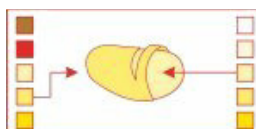


General production advice warepotatoes

versie 2009 - 01

- * **Early**
- * **High yield**
- * **Nice bright skin**
- * **Large tubers**
- * **Good dry matter content**



Characteristics

Cooking type	B
Maturity	Early
Yield mature	High
Tuber size	Large sized
Tuber shape	Long-oval
Number of tubers	Average
Flesh colour	Light yellow
Skin colour	Yellow
Berries	No berries
Dormancy period	Short
Emergence	Fast
Sencor sensitivity	Moderately sensitive
Foliage development	Good
Internal bruising	Moderate sensitive
Little Potato disorder	Moderate sensitive
Dry matter content	20,1
UWW	368
PCN Resistance	Resistant: Ro1,2/3,4,5 Susceptible: Pa2,3
Spraing	Resistant
Foliage Blight	Susceptible
Tuber Blight	Slightly susceptible
Common scab	Susceptible
Powdery scab	Very susceptible
PVYn	Resistant
Yntn tuber tolerance	Very susceptible

Plant populations

Liseta has an average tuber count.

Advice planting distances (row distance 75 cm.)

28/35 mm - approx. 46.000 pl./hectare.
planting distance approx. 29 cm

35/50 mm - approx. 40.500 pl./hectare.
planting distance approx. 33 cm

50/55 mm - approx. 38.500 pl./hectare.
planting distance approx. 35 cm

If a bigger grading is desired, you should plant somewhat wider.

Fertilizer

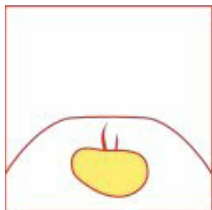
Apply a large nitrogen fertilisation, preferably by means of a divided gift.

Advice nitrogen fertilisation approx. 275 kg N/hectare including soil supply.

A moderate organic fertilisation seems to have a positive influence.


General production advice warepotatoes

Pre-treatment and planting



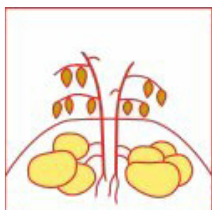
- Dormancy is rather short. When Liseta is out of dormance, sprouts grow rapidly.
- Sprouts should be hardened off immediately in order to prevent them to become long.
- Presprouting is not necessary, Liseta can be planted well in the white buds stage.
- Little susceptible to broken sprouts.
- To be planted preferably on loamy or light clay soils.
- On heavier soils the bottom structure is of high interest.
- Do not plant too early in too cold soil. Liseta is little susceptible to little potatoes.

Growing attentionpoints



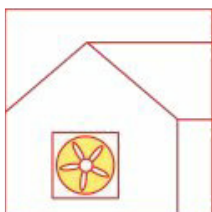
- Rapid emergence, quickly develops a very good covering crop.
- Early tuber setting. Under dry circumstances, irrigation is recommended.
- Timely and regularly spraying against Phytophthora.
- Liseta is susceptible to Yntn. If necessary, you should spray against aphids.

Haulmkillling and harvest



- Little susceptible to mechanical damage but rather susceptible to internal bruising.
- When the product is sufficiently hardened, harvest should be no problem.

Storage



- Liseta can be stored rather well provided that harvest and moment of storage is carefully executed.
- Storage should be effected at a constant, low temperature, possibly in combination with anti-sprouting chemicals.
- Susceptible to Fusarium en Phoma.