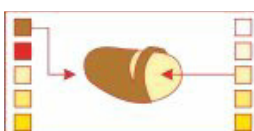


General production advice warepotatoes

version 2009 - 01

- * High percentage 50 mm +
- * Pallida resistance
- * Excellent suitability for fast food
- * Little susceptibility to second growth and scab



Characteristics

| | |
|----------------------|--|
| Cooking type | B |
| Maturity | Middle early |
| Yield mature | Good |
| Tuber size | Large sized |
| Tuber shape | Oval / Long-oval |
| Number of tubers | Average |
| Flesh colour | Light yellow |
| Skin colour | Brown = russet |
| Berries | Few berries |
| | |
| Dormancy period | Long |
| Emergence | Normal |
| Sencor sensitivity | Sensitive |
| Foliage development | Good |
| Internal bruising | Rather sensitive |
| Dry matter content | 21,2 |
| UWW | 390 |
| | |
| PCN Resistance | Resistant: Pa2,3 Susceptible: Ro1,2/3,4,5 |
| Wart disease | Resistant: fysio 1 Susceptible: fysio 2 |
| | |
| Spraing | Susceptible |
| Foliage Blight | Slightly susceptible |
| Tuber Blight | Susceptible |
| Common scab | Slightly susceptible |
| Powdery scab | Slightly susceptible |
| PVYn | Susceptible |
| Yntn tuber tolerance | Slightly susceptible |

Plant populations

The following numbers of plants per ha. are advised:

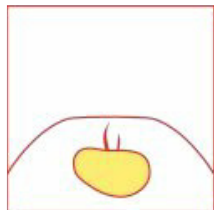
| | | |
|-------|-------|----------------------|
| 28/35 | 25 cm | 53.000 plants/ha |
| 35/50 | 32 cm | 42.000 plants/ha |
| 50/55 | 40 cm | 33.500 plants/ha |
| 50/60 | 32 cm | 42.000 plants/ha cut |

Fertilizer

Innovator needs an ample nitrogen dose, about 10% higher than Bintje for example. The advice is to divide the total quantity of nitrogen required by 2/3 of the total before planting and to apply the rest directly after planting. Leaf fertilisation with liquid Nitrogen and the trace elements Magnesium and Manganese are leading to very good results to keep the crop vigorous till the end of the growth. Innovator is susceptible to Boron deficiency on light soils.


General production advice warepotatoes

Pre-treatment and planting



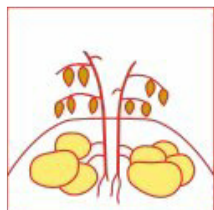
Innovator has a rather good dormancy. Innovator should not be pre sprouted, but planted with small white sprouts if all eyes are at least open. Cutting oversized seed potatoes is no problem, however this should take place shortly before planting to keep maximum viability. It is absolutely necessary to treat the tubers against *Rhizoctonia* before or during planting. Do not plant too early. Tubers are growing rather high in the ridge ; plant deeply. Prepare a good ridge

Growing attentionpoints



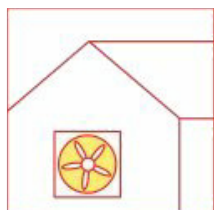
Innovator can be grown on all kinds of soil with a good structure. However, on very light soils flesh defects could come up as a consequence of an infection of Tobacco Rattle Virus, carried by free living eelworms. Advice is to use a chemical remedy on such soils like Vidate or Mocap. Innovator is rather susceptible to Sencor damage and if applied well before emergence it is possible that damage may occur. Innovator is moderately susceptible to foliage blight and rather susceptible to tuber blight. Innovator is susceptible to *Alternaria*. It is advisable to treat with approved chemicals in good time. The optimal time for the first spray should be done during the final stage of blooming. Use chemicals which have an effect on both strains of *Alternaria*.

Haulm killing and harvest



Innovator has little susceptibility to harvest damage. Take care to harden off of the tubers before harvesting ; wait about three weeks between haulm killing and harvesting. Normally Innovator has big, rather long tubers. During harvesting, take care that there is sufficient soil on the harvest machine ; using dropping breakers is strongly advised as well as avoiding dropping heights as much as possible.

Storage



The dormancy is rather good and Innovator has good storability if enough attention is paid to wound healing after intake. A storage temperature of about 7,0 °C. is advisable , to avoid CO₂ accumulation ; the air should be regularly refreshed.